


## HOW TO CREATE YOUR ACCOUNT:

Download the Daikin *One* home app and create your account to enable control of your new Daikin comfort system from your mobile device. Your installing contractor will help you pair your account to your thermostat on the day of installation.

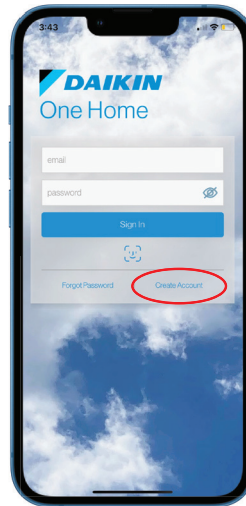
1

**Download** the Daikin *One* Home App from your device via the App or Google Play store (See the QR codes below for quick access).



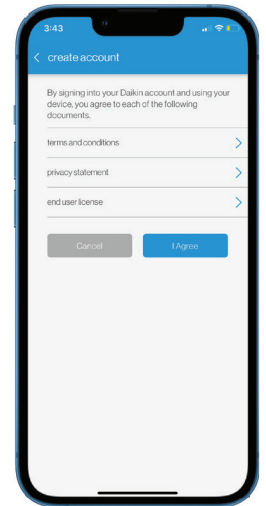
2

**Select** "Create Account"



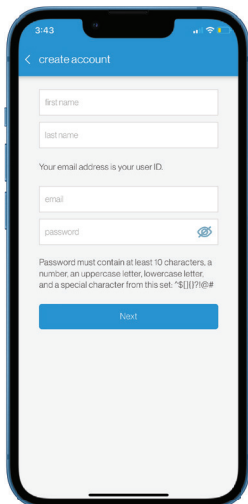
3

**Review** the "terms and conditions", etc., and select "I Agree"



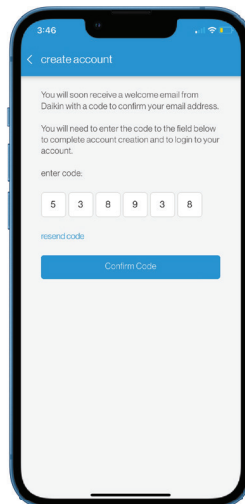
4

**Fill in** the required information and select "Next"



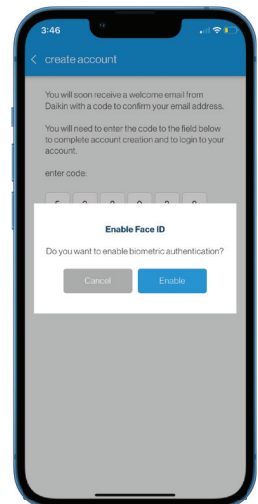
5

**Enter the 6 digit verification code** (sent to your email) and then select "Confirm Code"



6

**Choose** to "Enable Face ID" or if not select "Cancel" to complete account creation



### DID YOU KNOW:

You can control your system through popular voice-activated speakers? Learn more at [www.daikinone.com](http://www.daikinone.com)