


HOW TO ACCEPT YOUR INVITATION:

1

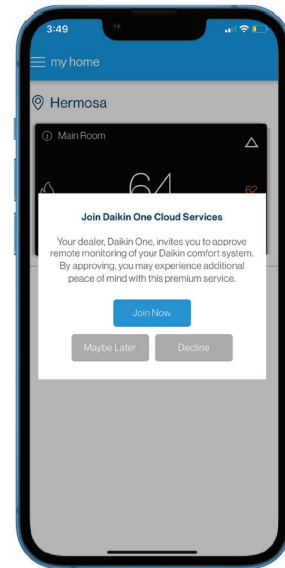
You will receive an email and a push notification that you have been invited to Daikin *One* Cloud Services.



FOR SUPPORT: CONTACT YOUR SERVICE CONTRACTOR.

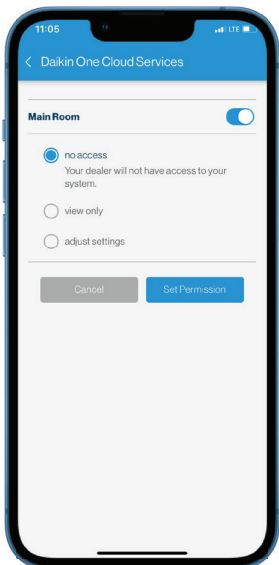
2

You will be prompted to join Daikin *One* Cloud Services when you open the Daikin *One* Home app.



3

You will grant your dealer one of three levels of remote access to your system. Select a level of access to see a description in the app. You can adjust the level of access at any time.



ACCESS LEVELS

no access: Your dealer will not have access to your system.

view only: Your dealer will receive notifications and alerts from the Daikin Cloud about your system performance and maintenance needs but cannot adjust settings without your permission.

adjust settings: Your dealer will receive notifications and alerts from the Daikin Cloud about your system performance and maintenance needs and can adjust system settings.

4

Select "OK" to complete invitation acceptance. Your installing dealer contact info will be displayed in this box for your reference.

